

PLAN YOUR JOURNEY

We are making significant enhancements to the Arapuni Hydro Dam. For safety, we will need to close Arapuni Road across the dam from June/July 2026 for 24-36 months. Freight/heavy commercial vehicles and long-distance travel should use the SH1-SH21-SH3 route. Provides reliable travel for HPMVs and larger vehicles.

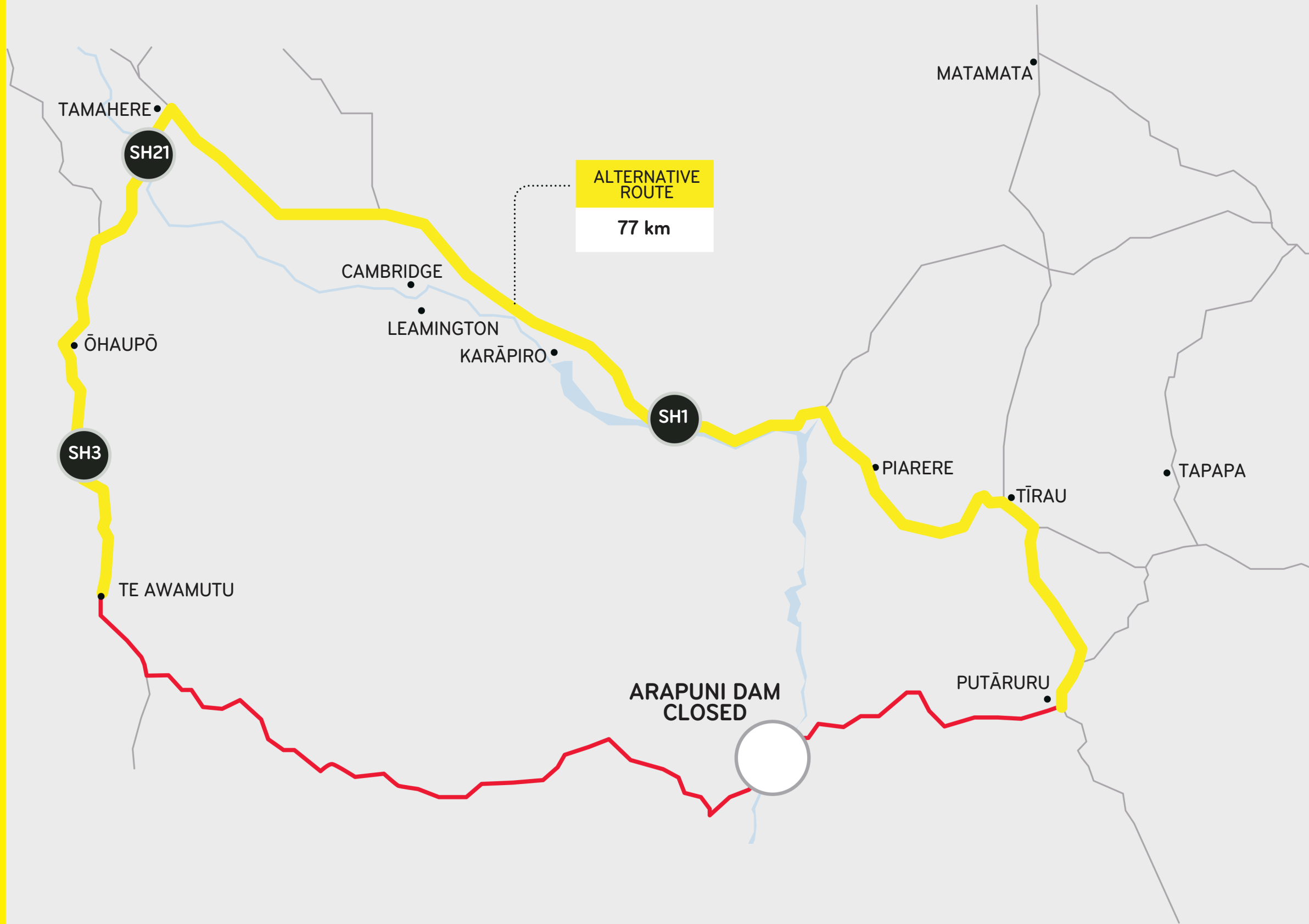




Scan or click for up to date NZTA travel info.



Scan or click to find out more about this project.

Visit our website at:
mercury.co.nz/arapuni-dam-remediation-work
or email us on:
project.arapuni@mercury.co.nz



	Alternative state highway route	All trucks to use this route. Using the alternative route will add 10-15 minutes travel time between Te Awamutu to Putaruru. Temporary detour on Powerhouse Road for essential local travel only.
	Arapuni Dam closed	